

Overview of sustainability results in liquidity portfolio Q4/2022

31.12.2022

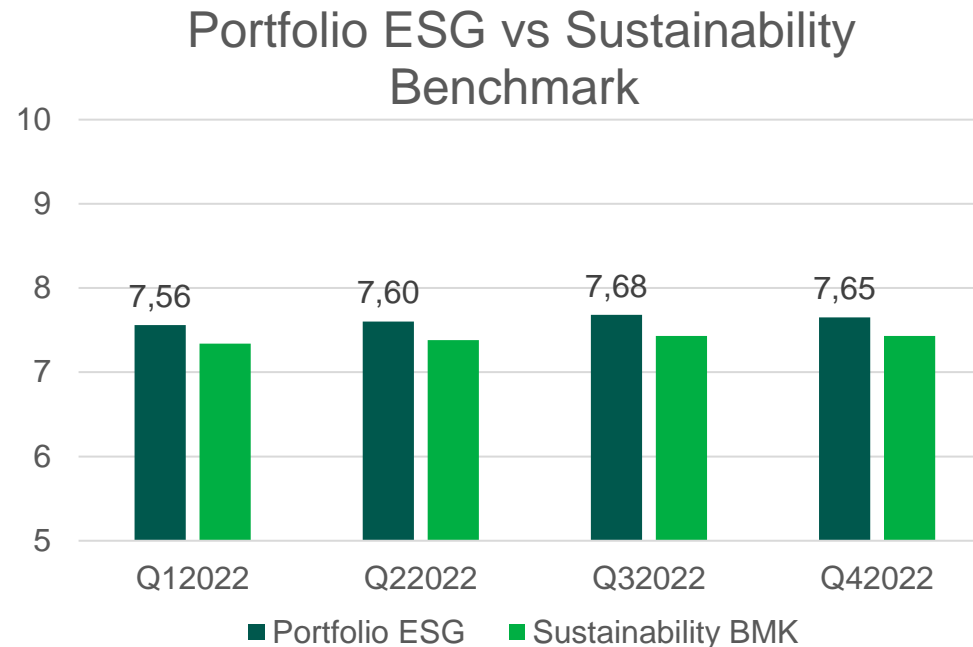
MuniFin



Portfolio ESG risk rating vs. sustainability benchmark

MuniFin has established a material risk indicator for the average ESG score of the portfolio in its Risk Appetite Framework (RAF). The RAF indicator suggests that the average ESG score of the portfolio should be above the Sustainability Benchmark (score range 0-10)

Sustainability Benchmark is composed of relevant market indices replicating the actual portfolio weights in each asset class.

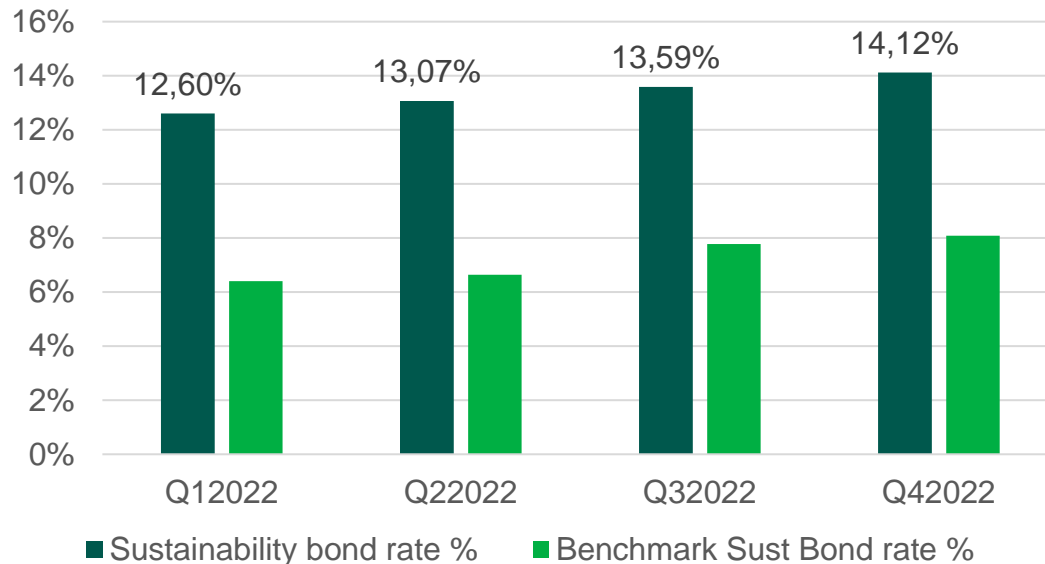


Sustainable thematic investing

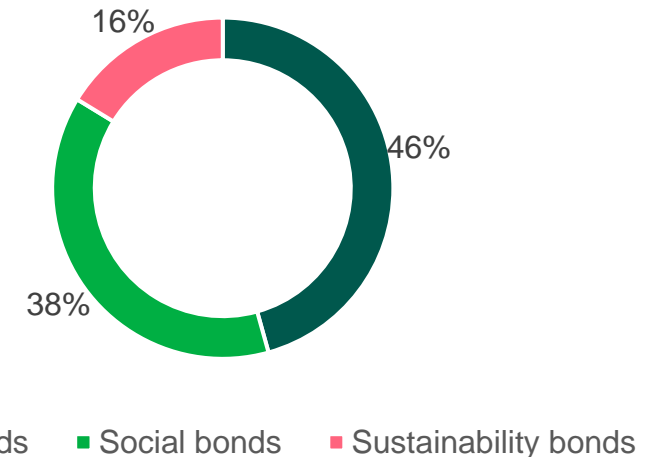
Munifin has set a target for the proportion of sustainable investments (green, social and sustainability bonds) in its portfolio versus the Sustainability Benchmark.

The share of eligible sustainable assets in the liquidity portfolio shall be significantly above the benchmark rate, which is the share of sustainable assets in a weighted composition of relevant market indices.

Sustainability Bond Rate vs Benchmark



Thematic assets EUR 498 100 000,- Q4/2022





Disclaimer

This presentation has been made by Municipality Finance Plc (“MuniFin”). All information expressed herein are at the time of writing and may change without notice. MuniFin holds no obligation to update, modify or amend this publication.

The material is informative in nature, and should not be interpreted as a recommendation to take, or not to take, any particular investment action.

The information in this presentation is intended only for the named addressee. The material may not be copied, in part or in whole, without written permission from MuniFin.

This presentation or copies of it must not be distributed in the United States or to recipients who are citizens of the United States against restrictions stated in the United States legislation. Laws and regulations of other countries may also restrict the distribution of this presentation.